

Hartford Partnership Program for Aging Education (HPPAE)

Student Summary Multi-Site Report

August 2008

Social Work Leadership Institute
The New York Academy of Medicine
Patricia J. Volland, MSW, MBA
Director and Principal Investigator



Hartford Partnership Program for Aging Education (HPPAE) Multi-Site Evaluation Student Outcomes

April 2005-July 2008

Introduction

The Hartford Partnership Program for Aging Education (HPPAE), originally called the Practicum Partnership Program or PPP, was created with funding from the John A. Hartford Foundation to achieve two important goals:

- To meet the workforce demand for geriatric social workers by training and educating masters level social work students in older adult care; and
- To establish a specialized aging practicum model that can be replicated in social work programs across the country.

Between 1999 and 2008, 72 HPPAEs were funded in 33 states, training hundreds of social work students. This report describes findings from two cycles of funding, representing 35 HPPAEs.

HPPAE differs from traditional MSW education models. Based on innovative partnerships between universities and community-based agencies, the HPPAE provides select groups of students with wide-ranging, hands-on experience in older adult care. Over the course of the program, students rotate through multiple field settings, gaining exposure to different care systems and a broad spectrum of life phases.

This Report

This summary report presents the cumulative data for students participating in the first two funding cycles of HPPAE: 10 programs in the first cycle (2005-2008) and 25 programs in the second (2006-2009). Data from Cycle 2 HPPAE is partial, as they are just beginning their final year of program implementation.

Data are drawn from the web-based pre- and post-tests, which are required of all HPPAE students at the start and completion of program participation. The pre- and post-tests are used to gather student demographics, and to assess the impact of the HPPAE on student knowledge of aging (Knowledge of Aging for Geriatric Social Work Quiz and Knowledge of Aging Services Quiz), competency in working with older adults (HPPAE Geriatric Social Work Competency Scale II), and satisfaction with the program overall. For more information refer to: the *HPPAE Multi-Site Evaluation Guidelines and Survey Instruments*, which can be found on the SWLI website, under Grantee Login, at: www.socialworkleadership.org/nsw/grantees/evaluation.php.

The HPPAE Students (N=481)

- HPPAE students were of mixed age (59% under age 29; 24% over age 40), primarily female (90%), and Caucasian (80%)
- One half of students had taken an aging course prior to the HPPAE
- The majority of students (80%) plan to work in the field of aging after graduation
- Seventy-six percent of students had prior experience working or volunteering with older adults and most had regular contact with older family members
- Among students who had obtained a job prior to graduation, most were employed in care/case management, long-term care, or hospital settings

Knowledge and Skill Outcomes

- Aging knowledge increased significantly from pre- to post-test although scores on the Knowledge Quiz were relatively low at both points and scores on the Aging Services Quiz were high at both points
- Students reported an increase in skill level from pre- to post-test in the areas of client assessment, intervention, and all other competencies.

Student Satisfaction (N=404)

- Approximately 90% of students agreed that their personal goals in learning to work with older adults were achieved through their field practicum
- Students strongly agreed that having experiences in more than one field agency was helpful and that their rotation model enabled them to learn about a range of services for older adults
- Ninety-four percent of students would recommend the HPPAE to other students interested in the field of gerontological social work

Summary and Next Steps

Results for this large group of HPPAE students are clearly positive. There are evident improvements in student knowledge and self-reported competency, and they value the opportunity to work in a variety of service settings through this innovative rotation model. The HPPAE appears to facilitate careers focused on service to older adults; many graduates report that they plan to work at one of their HPPAE rotation sites.

In January 2008, 21 graduate social work programs were awarded grants in the third and final cycle of HPPAE grants. The majority of these programs will recruit students and commence HPPAE programming in the fall semester of the 2008-2009 school year. Subsequent reports will include data from these third cycle grantees as well

For More Information

More information about the multi-site evaluation, methods, and findings can be obtained by contacting the program evaluation coordinator, Jonathon Gass at jgass@nyam.org. Information about the HPPAE can be found on the HPPAE website, www.socialworkleadership.org, or obtained by email at swli@nyam.org.

TABLE 1 - Student characteristics

	TOTAL 35 Schools		CYCLE 1 10 Schools		CYCLE 2 25 Schools	
	N	%	%		%	
Total	N=481	100.0	N=156	32.4	N=325	67.6
	Mean (SD)	Range	Mean (SD)	Range	Mean (SD)	Range
Age (continuous)	32.1 (10.8)	20-70	32.2 (10.2)	20-63	32.1 (11.1)	22-70
Age category **						
20-29	285	59.6		56.1		61.3
30-39	79	16.5		23.9		13.0
40+	114	23.9		20.0		25.7
Gender						
Female	431	90.0		86.5		91.7
Male	48	10.0		13.6		8.3
Race						
African-American only	38	7.9		10.9		6.5
Caucasian only	384	79.8		76.3		81.5
Asian American / Pacific Islander only	20	4.2		5.1		3.7
Hispanic / Latino	13	2.7		1.9		3.1
Native American / American Indian only	5	1.0		0.6		1.2
Mixed race	11	2.3		2.6		2.2
Other	10	2.1		2.6		1.9
Taken aging course(s)						
Yes	250	52.2		54.2		51.2
No	229	47.8		45.8		48.8

(TABLE 1 Continued)

Which field of practice do you plan on working in after graduation?				
Aging	382	79.4	75.6	81.2
Children	7	1.5	1.9	1.2
Families	28	5.8	7.1	5.2
Other	64	13.3	15.4	12.3
You are currently enrolled as:*				
Part-time	80	16.7	11.6	19.1
Full-time	399	83.3	88.4	80.9
Ever volunteered or employed in service to older adults (combined volunteer and employment questions)				
Yes	364	75.7	74.4	76.3
No	117	24.3	25.6	23.7
Regular contact with older family members				
Once a week or more	212	44.3	47.7	42.6
A few times a month	141	29.4	29.0	29.6
About a few times a year	91	19.0	19.4	18.8
Once a year or less	24	5.0	3.9	5.6
Never	11	2.3	0.0	3.4

* 0.05, ** < 0.01, *** < 0.001

Note: Totals may not add up to 481 due to missing data

TABLE 2 - Student pre and post knowledge and competency data (among those that had both pre and post data, n=344)

	PRE-TEST		POST-TEST		Difference between Pre and Post Test values
	Mean (SD)	Range	Mean (SD)	Range	Difference in Mean Score (SD)
Overall Score - Knowledge of Aging for Geriatric Social Work Quiz†***	10.79 (.29)	0-22	12.73 (2.67)	6-24	1.94 (3.22)
Sample Questions‡ - Knowledge of Aging for Geriatric Social Work Quiz					
B2 - The sense that tend to weaken in old age are... <i>All five senses</i> ** (%)	189	55.0	224	65.1	10.1
B12 - Alzheimer's disease is ... <i>the most common type of cognitive impairment</i> *** (%)	212	61.6	271	78.8	17.2
B14 - When talking to an older person, it is best to... <i>look directly at the patient</i> * (%)	329	95.6	337	97.7	2.1
B22 - Psychotherapy with older patients is... <i>often effective</i> *** (%)	242	70.4	290	84.3	13.9
B25 - The rate of poverty among the elderly is... <i>Lower than among those under 65</i> (%)	40	11.6	55	16.0	4.4
Overall Score - Knowledge of Services for Older Adults	10.0 (1.82)	3-12	10.21 (1.59)	4-12	0.21 (2.03)

(TABLE 2 Continued)					
Competencies by Domain					
D1.Values, Ethics and theoretical perspectives***	2.67 (0.63)	1.2-4.3	3.76 (0.54)	2-5	1.09 (0.66)
D2. Assessment***	2.22 (0.74)	1-4.7	3.56 (0.70)	1.2-5	1.33 (0.77)
D3. Intervention***	2.20 (0.68)	1-4	3.48 (0.69)	1.4-5	1.28 (0.74)
D4. Aging services, programs and policies***	1.87 (0.59)	1-3.8	3.12 (0.80)	1-5	1.25 (0.80)

McNemar's test for proportions and paired t-test for scores

* 0.05, ** < 0.01, *** < 0.001

† The online instruments were programmed to require responses to each of the knowledge questions.

In this analysis,a response of "don't know" was considered incorrect. Very low scores (0 or 1) suggest that a small number of students responded "don't know" to all questions.

Subanalyses excluding these students will be conducted in the future.

‡ Questions presented are merely examples, adding some detail to the total score.

The example questions represent multiple domains (i.e. physical health, mental health, sociodemographics, social work practice) and variability with respect to difficulty.

For the D1-D4 Competency scores the following scale was used:

1=Not skilled at all, 2=Beginning Skill,3=Moderate Skill,4=Advanced Skill,5=Expert Skill

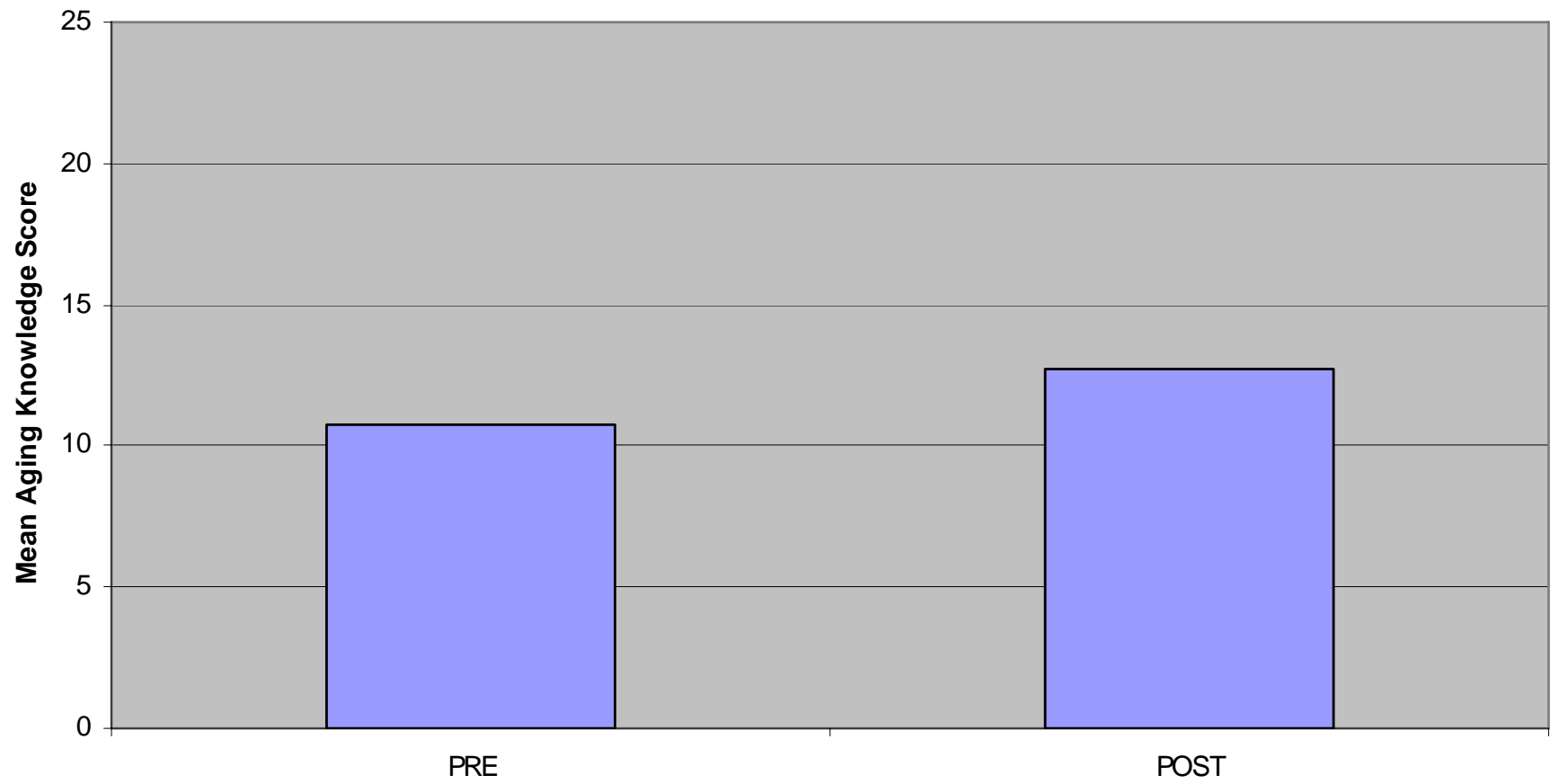
**TABLE 3 - Student satisfaction with HPPAE internship experience
(N=404)**

	Strongly disagree %	Disagree %	Uncertain %	Agree %	Strongly agree %
My personal goals in learning to work with older persons and their families were achieved in my field practicum.	2.2	2.2	3.7	50.7	41.1
The rotations enabled me to learn about the range of services to older people.	1.7	1.2	7.2	42.1	47.8
Having experiences in more than one field agency or department/program was useful	2.0	0.7	7.9	36.1	53.2
I would recommend the Hartford Internship to other students in aging	1.7	0.5	4.2	28.5	65.1

TABLE 4 - Student job-related data

	TOTAL		CYCLE 1		CYCLE 2	
	N	%	N	%	N	%
Total	406	100	135	33.3	271	66.7
<i>Among those that have already obtained a job:</i>						
Working in a HPPAE placement site						
Yes	50	41.0		28.2		47.0
No	72	59.0		71.8		53.0
<i>Among those that have already obtained a job:</i>						
Type of Agency						
Care/case management	27	6.7	10	7.4	17	6.3
Long-term care	26	6.4	4	3.0	22	8.1
Hospital	23	5.7	5	3.7	18	6.6
Social service agency	20	4.9	10	7.4	10	3.7
Hospice	16	3.9	4	3.0	12	4.4
Gov't/public social services	14	3.4	7	5.2	7	2.6
Area Agency on Aging	12	3.0	5	3.7	7	2.6
Mental health	12	3.0	5	3.7	7	2.6
Public policy/advocacy	6	1.5	4	3.0	2	0.7
Community development	6	1.5	3	2.2	3	1.1
Home health care	6	1.5	1	0.7	5	1.8
Adult day care	5	1.2	1	0.7	4	1.5
Other	32	7.9	8	0.1	24	8.9

FIGURE 1A - KNOWLEDGE of AGING for GERIATRIC SOCIAL WORK - Overall Score



**FIGURE 1B - PERCENT CORRECT RESPONSE of SELECT AGING KNOWLEDGE QUIZ QUESTIONS
PRE and POST DATA**

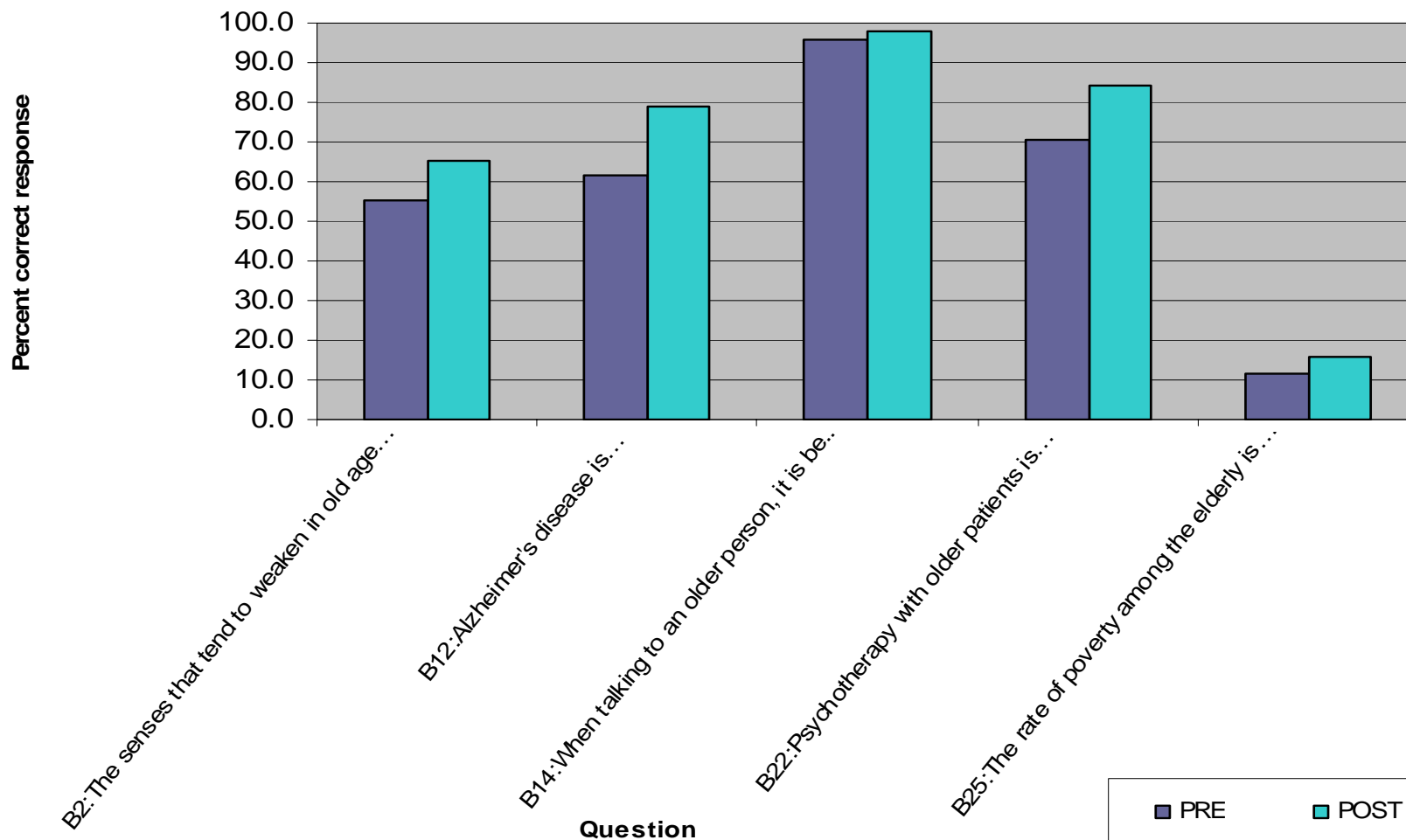


FIGURE 2 - KNOWLEDGE of SERVICES for OLDER ADULTS: STUDENT PRE and POST DATA (Questions C1-C12)

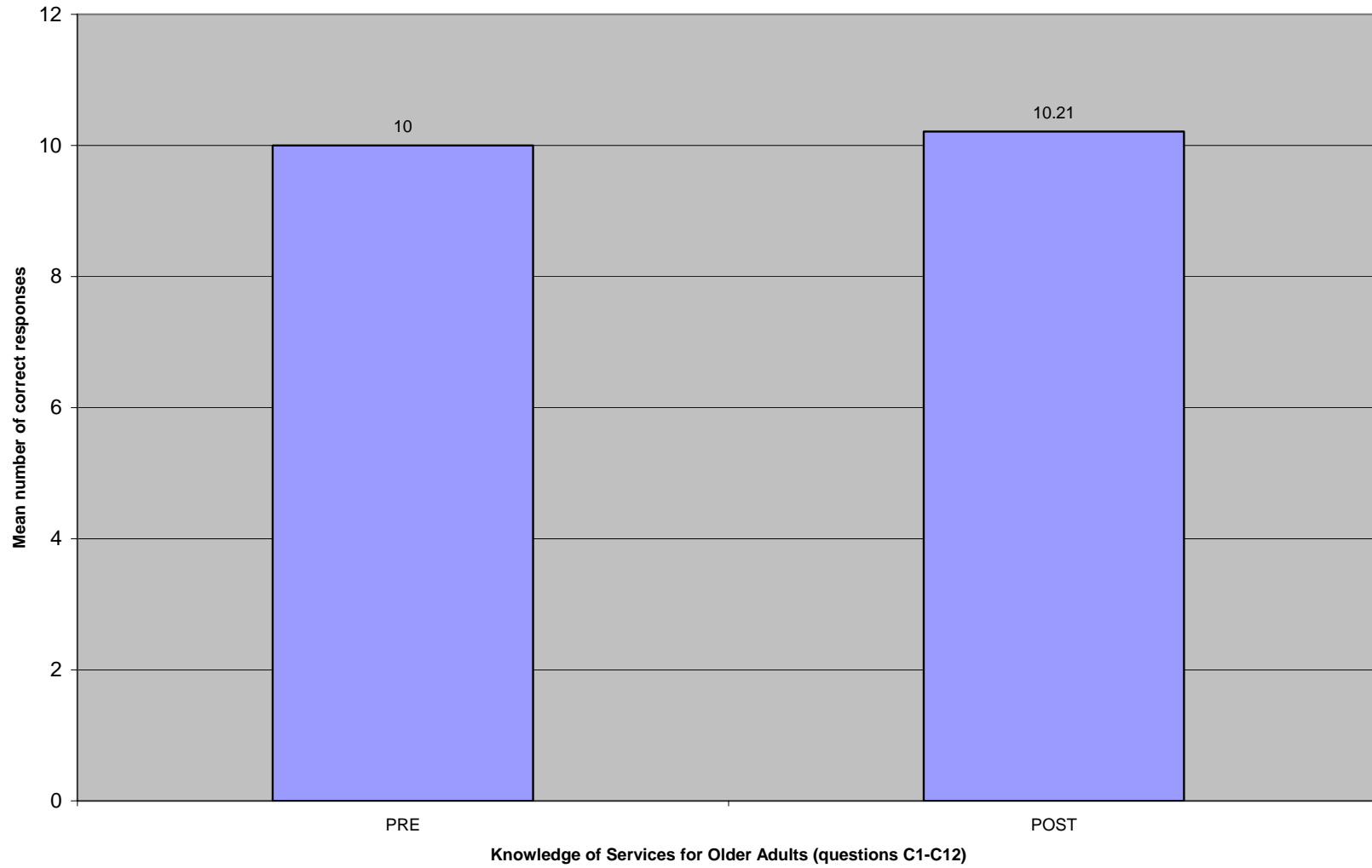


FIGURE 3 - SELF-REPORTED SKILLS and COMPETENCIES PRE and POST DATA

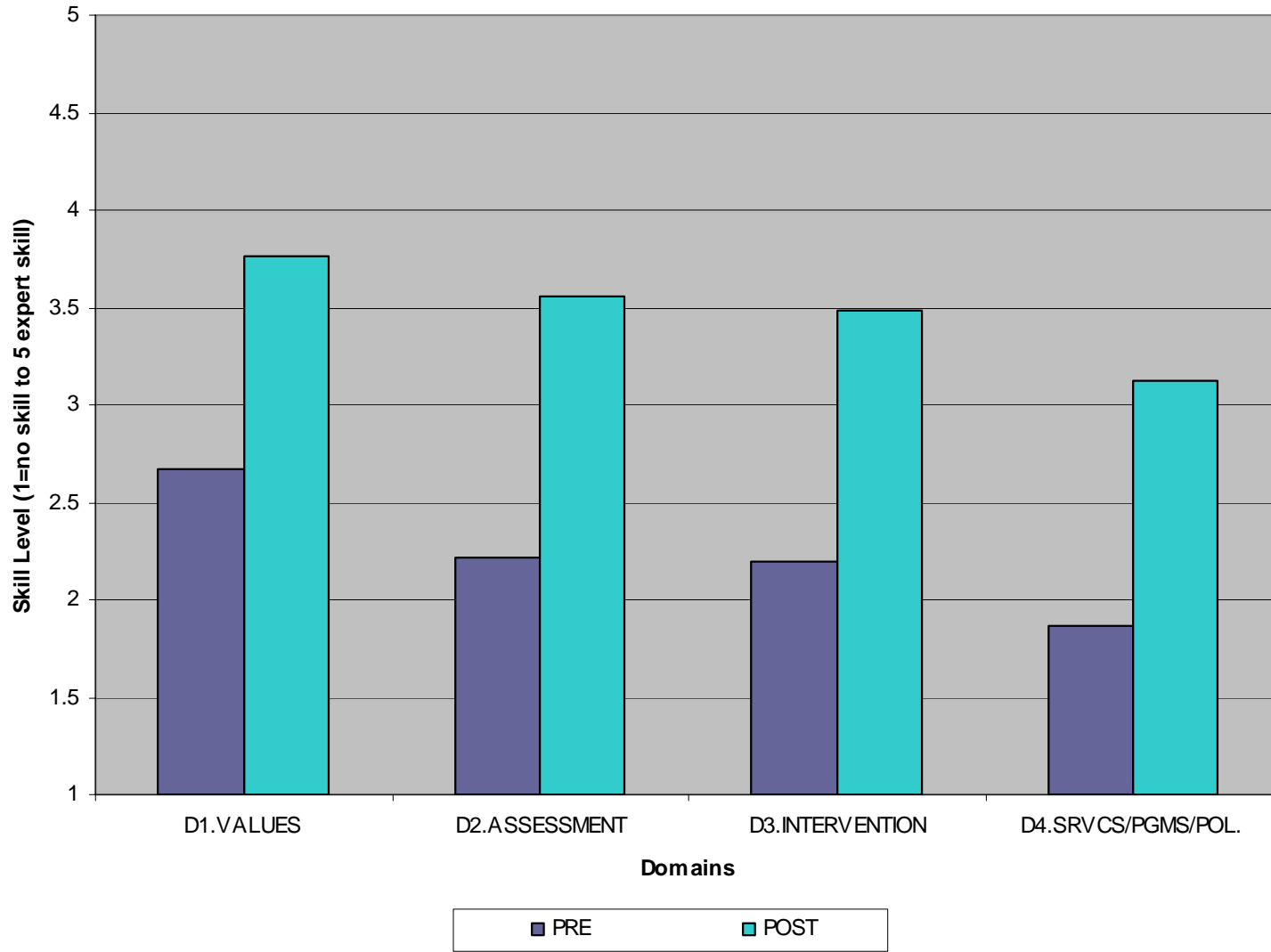


FIGURE 4 - STUDENT SATISFACTION

